

Mantis Study Group Newsletter 27

October 2007

Editorial – P.E. Bragg.

Welcome to the final MSG Newsletter – at least the final one of this series. The previous Newsletter, volume 26, was issued in August 2003. No more articles were received for publication after that date and with no Newsletters being produced, the Mantis Study Group effectively ceased to exist.

In producing this Newsletter, I am not attempting a revival: the opposite is closer to the truth. This issue is intended to update a few previously published items, and to bring the publication to a conclusion by issuing an index to all the previous Newsletters. My thanks go to the 48 contributors to the Newsletters.

There is a larger interest in mantids than ever before, judging by the numbers sold at exhibitions in the UK. A much wider range of species is available than when the MSG started in 1996.

Over the past four years several people have raised the possibility of re-launching the MSG. A common theme in the suggestions has been to use the internet as a platform. That is rather ironic because, to some extent, the spread of the internet and availability of information on the net was responsible for the demise of the Newsletter; as information became more readily available there was less incentive for people to join the MSG, and less incentive for people to write articles for the Newsletter.

The cost of printing and postage means that any revitalisation of the MSG will undoubtedly be internet based. The Newsletter was always short of illustrations, because it could only accommodate black and white drawings, but the internet, coupled with easy access to digital cameras, means that colour photographs can be issued, effectively at zero cost. Graham Smith is currently in the process of getting a website set up to restart the MSG, if the Newsletter continues it will be in a different format. Back issues of the old Newsletters will be made available on the site.

Remaining MSG funds are insufficient to issue a free printed version of this Newsletter and index to all previous members. It is therefore being issued free to institutions only, and is available to everyone else at a cost of £2.00 in printed format, or free by email. Cheques, in sterling, should be made payable to Phil Bragg, 8 The Lane, Awwsworth, Nottingham, NG16 2QP, U.K. Requests for email copies must have “MSG Newsletter” in the subject box and be sent to: pbragg@aol.com.

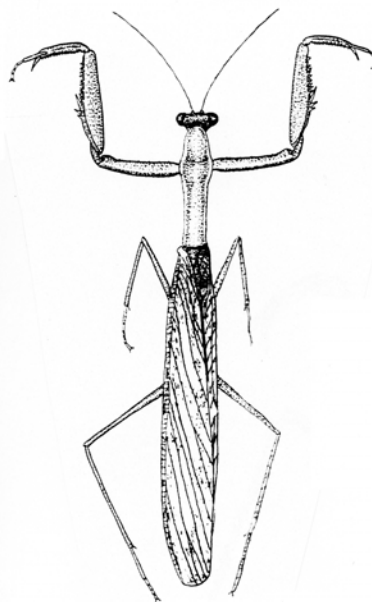
Identification

My thanks go to Martin Stiewe for help with identifying three species that were mentioned as unidentified in past Newsletters.

Paul Taylor’s “Indian Green” mantis, from Newsletter 5:4, has been identified as *Hierodula tenuidentata tenuidentata* Saussure, 1869.

The “Australian mantids” collected by Barry Clark in Kuranda, mentioned in Newsletter 7:2, have been identified as *Hierodula sternosticta sternosticta* (Wood-Mason, 1882).

Philip Crisp’s Tunisian mantis, from Newsletter 23:4, has been identified as *Oxythespis dumonti* Chopard, 1941.



The MSG logo

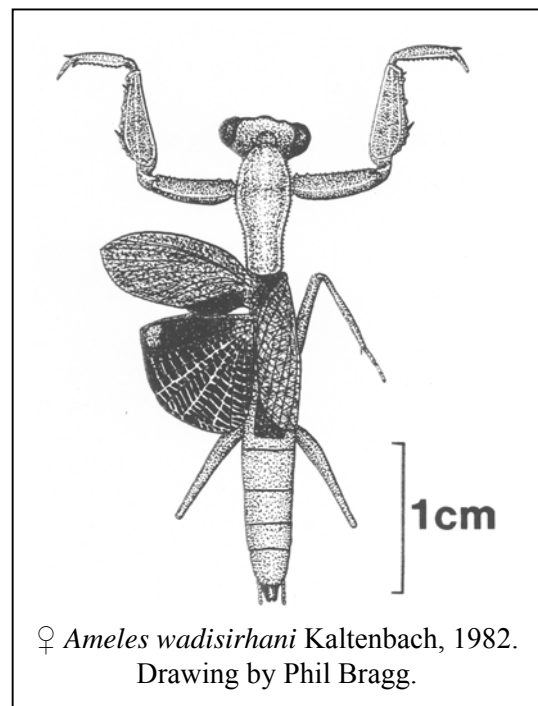
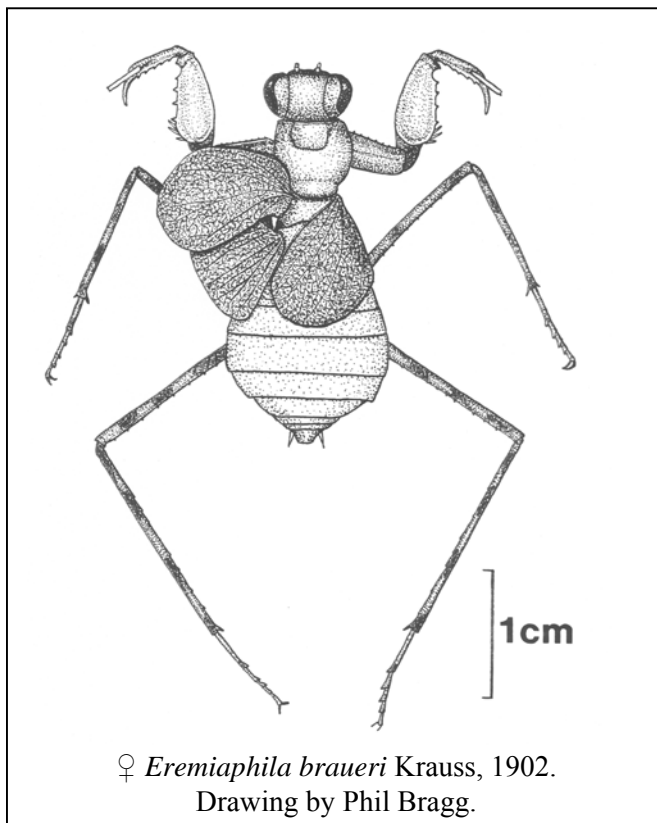
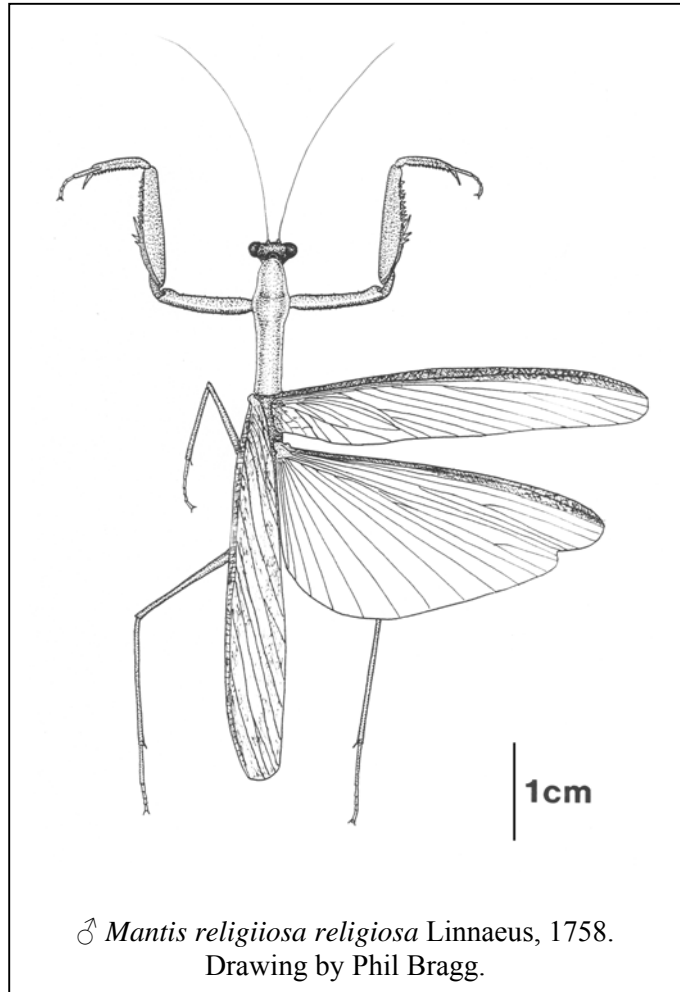
The logo which appeared on the top right of page one of each Newsletter was produced in a hurry in August 1996 by modifying a photocopy of a drawing that I had done of a male *Mantis religiosa*. The modified photocopy was mislaid after a few issues of the Newsletter and the logo was subsequently produced from second or third generation copies.

The original drawing was much larger than the logo on the Newsletter (a full sheet of A4 paper) and had a wing open: it is reproduced here, again at a reduced size. The illustrated specimen was collected by Murray Eiland in the United Arab Emirates during 1995.

The two rather damaged female mantids illustrated at the bottom of this page were also collected in United Arab Emirates by Murray Eiland.

Forthcoming mantis book

I am currently working on a book on the mantids of Borneo, it should be published sometime in 2008.



Mantis Study Group Newsletter

INDEX

Volumes 1-27

1996-2007

Editor: P.E. Bragg.

Published by the Mantis Study Group

ISSN 1364-3193

Index

Mantis Study Group Newsletter volumes 1-27

Compiled by P.E. Bragg, 2007

Volumes 21 & 22, and volumes 24 & 25, were each issued as combined publications. Every issue had an editorial on page one, these are not included in the index. Most volumes had abstracts of papers from other publications, the contents of abstracts are not included in the index.

Abstracts of other publications	1:15, 2:27, 3:11, 4:13, 5:10, 6:14, 7:7, 8:13, 9:12, 10:16, 11:10, 12:10, 14: 3, 15:14, 16:2, 17:4, 18:6, 19:10, 20:9, 23:6, 26:3.	Egg binding	4:4
Accidental imports	10:2	<i>Empusa</i>	
Aging	6:8, 7:4	<i>egena</i> – drawing of	6:11
<i>Ameles wadisirhani</i> – drawing of	27:2	<i>fasciata</i> with <i>M. religiosa</i>	11:8
Arthritis	6:9	<i>pennata</i> – drawing of	5:3
Australian mantis	7:2, 27:1	<i>Eremiaphila braueri</i> – drawing of	27:2
Beginners' experiences	2:7, 11:5	<i>Euchomenella heteroptera</i>	12:3
Biting humans	6:3	Food / Feeding	
Books	1:5, 5:2, 6:13, 12:2, 17:2	cake (muffins)	6:6
Bornean mantids	12:2	collecting food	6:4, 6:5
<i>Brunneria borealis</i>	2:3, 19:5	general	1:8, 2:5, 6:9
Cages	2:3, 3:1, 6:2	refusing food	6:10, 6:11
Camouflage	23:1	supplements	14:1
Cannibalism	4:3, 10:6, 19:6	vertebrates	17:1
Chinese Mantis	20:1	Formation of MSG	1:1
Coexistence	11:8, 15:13	<i>Gonatista grisea</i>	15:7
Coffee drinking	11:2	Greece, collecting in	10:3
Collecting mantids in		Habitats	18:2
Borneo	12:2	Hearing in mantids	4:5, 5:7, 6:12, 7:5
Kenya	2:8	<i>Hierodula</i>	
Japan	21/22:1	distinguishing from <i>Sphodromantis</i>	5:5
North Eastern USA	8:5	parthenogenesis of	2:5
Thassos, Greece	10:3	<i>Hymenopus coronatus</i>	11:6, 11:8, 13:3, 15:2
Tunisia	23:4	Identification	27:1
Colour variation	14:1	Indian Green mantis	5:4, 27:1
Communication	11:2, 15:11	Japanese mantis	21/22: 1
Competition, between species	11:8, 15:13	Keys to	
Courtship	4:3, 15:11	Amorphoscelididae	4:7
<i>Creobroter</i>		Empusidae	4:8
distinguishing species	9:1	Eremiaphilidae	4:8
<i>gemmatus</i>	11:3, 13:6, 15:11, 18:5	families	1:10
<i>meleagris</i>	14:2, 15:12	genera	2:10, 3:4, 4:7
Dead leaf mantids	3:4, 6:13, 20:5, 23:1	Hymenopodidae	4:8
Deafness	5:7	Mantidae	2:10
<i>Deroplatys</i>		Mantinae	3:4
<i>desiccata</i> – drawing of	3:4, 6:13	<i>Popa</i>	7:1
<i>truncata</i> – drawing of	3:4	subfamilies	1:11
Diary of mantids	8:8, 9:2, 10:5, 12:4, 13:6, 15:4, 19:1, 20:5, 24/25:1	Life span of <i>Hymenopus</i>	11:8
Diurnal	3:3	Limb loss	6:8, 7:4
Drinking coffee	11:2	Literature	
Ecdysis	2:10	fiction	12:2
		general	1:5, 17:2
		on hearing in mantids	5:9
		on parthenogenesis	10:2
		Logo of MSG	27:2

Maggots	
as food	5:2
as parasites	4:3, 4:4, 5:4
Mantis / Mantid / Mantids / Mantises	1:3
<i>Mantis religiosa</i>	
drawing of	5:2, 27:2
in USA	8:5, 8:8, 9:2, 10:5, 12:4, 15:4, 19:1, 24/25:1
coexistence with <i>Empusa fasciata</i>	11:8
Marine mantids	3:2
Mass rearing	2:5
Mating	
general	1:6, 1:7, 2:3, 2:6, 4:3
problems	11:3
Meetings of MSG	4:1, 7:6, 8:1
Mimicry	23:1
<i>Miomantis</i>	
parthenogenesis	2:3, 2:4
MSG	
formation of	1:1
logo	27:2
meetings	4:1, 7:6, 8:1
membership numbers	2:1, 3:1, 8:1, 20:1
Myths about mantids	8:3, 20:1
Names	1:3, 1:4, 8:2, 27:1
Nervousness	7:2
Nocturnal	3:3
Oothecae shape	4:2, 4:12, 6:4
<i>Orthodera novaezealandiae</i>	8:2
Parasites	4:4, 5:4
Parthenogenesis	1:5, 2:3, 2:4, 2:5, 10:2
<i>Phasmomantis sumichrasti</i>	5:6, 6:3
Phoridae	5:4
<i>Phyllocrania paradoxa</i>	20:5, 23:1
Poisonous mantids	8:3, 8:4
<i>Popa</i>	
distinguishing species	7:1
naming	8:2
Population density	13:2
Posting	1:6, 2:3
Predation of vertebrates	17:1
Preserving mantids	
general	1:8
using microwaves	10:3
Rearing	
cages / containers	2:3, 3:1
<i>Creobroter gemmatus</i>	13:6, 18:5
<i>Hymenopus coronatus</i>	11:6, 13:3, 15:2
mass rearing	2:5
mistakes to avoid	2:7
<i>Phyllocrania paradoxa</i>	23:1
<i>Sphodromantis lineola</i>	7:2, 10:5, 12:4
<i>Stagmomantis carolina</i>	19:6
Tunisian mantis	23:4
Research topics	26:1
Scientific names	1:4, 27:1
Self-mutilation	6:8
Sexing	1:6
Species in culture	1:2
Sperm storage	6:3
<i>Sphodromantis</i>	
distinguishing from <i>Hierodula</i>	5:5
distinguishing species	8:3
drawing of <i>trimacula</i>	15:10
drawing of <i>lineola</i>	5:5, 8:3
<i>lineola</i>	7:2, 8:3, 10:5, 12:4
parthenogenesis	2:5
<i>viridis</i>	8:3
<i>Stagmatoptera</i>	
parthenogenesis	2:5
<i>Stagmomantis carolina</i>	19:6
<i>Tenodera</i>	
<i>angustipennis</i>	8:5, 8:8, 10:5, 12:4, 15:4, 24/25:1
<i>aridifolia sinensis</i>	6:6, 6:8, 6:9, 8:5, 8:8, 9:2, 10:5, 12:4, 15:4, 19:1, 24/25:1
cannibalism	4:3
courtship (unusual)	4:3
<i>fasciata</i>	12:2
parthenogenesis	2:5
population density	13:2
Thassos mantids	10:3
Tunisian mantis	23:4, 27:1
TV programme on mantids	24/25:1
USA mantids	8:5, 8:8, 9:2, 10:5, 12:4, 15:4, 19:1, 24/25:1
Vertebrates, as prey	17:1
Vision in mantids	5:6
Vomiting	8:2
Wasp traps	6:4
Wordsearch	5:12

Contributors to the Newsletters

Steven Boutcher, Phil Bragg, Andrés Chávez, Jason Church, Steve Clark, Jon Copeland, Philip Crisp, Clive Curtis, Steven Dickie, Paul Dowthwaite, Vernon Durrant, Nicole Glardon, Daniel Hallet, Murray Eiland, Philip Hinton, Felicity Jackson, Penny Jackson, Thøger Johansen, Mike Jope, Karl Kral, Tom Larsen, Andy Lasebny, Joy Layton, Andrea Mangoni, Michael Mann, Michael Maxwell, Bruno Meriguet, William Mills, Dorothy Newman, Liz Newman, David Oliveira, John Paterson, Robert Penny, John Pepper, Kieren Pitts, Michael Poteser, Adrian Price, Martin Rowley, Andrew Smith, Janice & Graham Smith, Alan Stubbs, Paul Taylor, Francesco Tomasinelli, Josephine Wheat, Robbie & Rory Whytock, David Yager.